










Name: _____

What Kind of Angle?

Directions: Use a protractor to measure the angles shown for each example. Write whether the angle is acute, right, obtuse, or straight.

| | | |
|---|---|---|
| 1.  _____ _____ | 2.  _____ _____ | 3.  _____ _____ |
| 4.  _____ _____ | 5.  _____ _____ | 6.  _____ _____ |
| 7.  _____ _____ | 8.  _____ _____ | 9.  _____ _____ |