

Name: _____

Date: _____

Map Skills Worksheets



tree



home



road



















grocery store



clothing store



movie theater

1. Draw a compass rose in the lower right-hand corner of the box.
2. Draw a  in the center of your paper from west to east.
3. Draw a  northwest of the .
4. Draw a  north of the .
5. Draw a  north of the .
6. Draw a  east of the .
7. Draw a  west of the .
8. Draw a  northeast of the .
9. Draw 4  east of the .
10. Draw 6  in the southwest corner of the map

Use the box to create the map using the symbols below