

Name \_\_\_\_\_

Community Helpers  
Neighborhood Workers



## Tools We Use





Cut.



Glue to match.

<p>mail carrier</p> 	<p>doctor</p> 
-------------------------------------------------------------------------------------------------------	--------------------------------------------------------------------------------------------------

<p>grocery clerk</p> 	<p>construction worker</p> 
----------------------------------------------------------------------------------------------------------	-----------------------------------------------------------------------------------------------------------------

**Bonus Box:** On the back of this paper, draw a picture of yourself doing a neighborhood job. Draw some tools you would use.

©2009 Scholastic Teaching Resources

