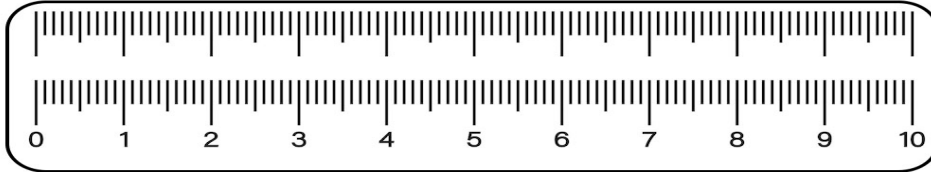


Name: \_\_\_\_\_

# Measure With Ruler

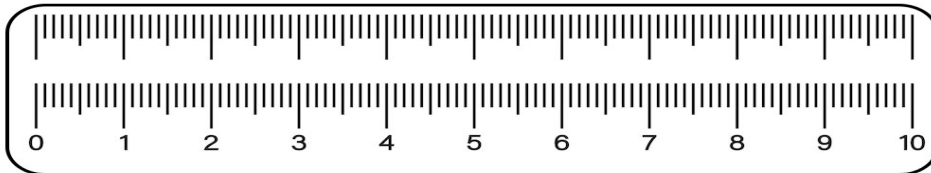
DIRECTIONS: Identify the fraction placement on the ruler. USE YOUR NOTES!!!  
Place a space between your whole number and your fraction.

1. Measure to the nearest inch



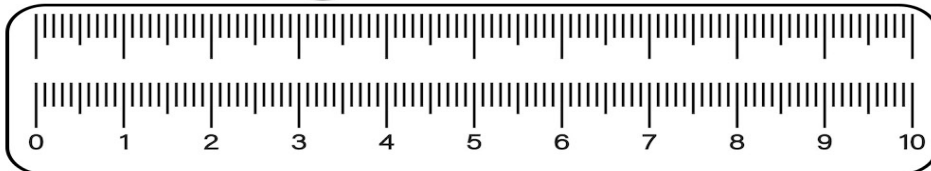
- a.  $2 \frac{7}{8}$  inches    b.  $2 \frac{1}{4}$  inches    c.  $2 \frac{3}{4}$  inches    d.  $2 \frac{1}{8}$  inches

2. Measure to the nearest inch



- a.  $1 \frac{1}{2}$  inches    b.  $1 \frac{3}{4}$  inches    c.  $1 \frac{5}{8}$  inches    d.  $1 \frac{7}{8}$  inches

3. Measure to the nearest inch



- a.  $4 \frac{3}{4}$  inches    b.  $4 \frac{7}{8}$  inches    c.  $4 \frac{3}{8}$  inches    d.  $4 \frac{1}{8}$  inches