


# The first steps to drawing a portrait.


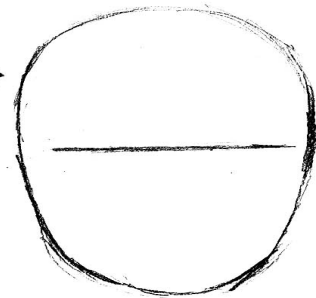


1. Draw the shape of your head as if it does not have hair.

← (1)

2. Half way from the top of the head to the chin draw a line (it is on this line where your eyes will be drawn). Draw this line lightly.

(2) →



← (3)

3. Draw a vertical line down the center of the head. This will help keep the features lined up correctly. Draw this line lightly.

4. Half way from the line for the eyes to the chin draw a short line (this will be the bottom of the nose). Be sure it is lined up with the vertical line (the line going down the center).

(4) →

